



Grade 1 Weekly Plan

April 21-25

SPECIAL ANNOUNCEMENTS

Welcome Back!

Eid celebration on the 21st of April, students can wear EID attire. There will be no food requests, rather we will honor the holiday with different EID activities.

Online Resources:



Seesaw: <https://web.seesaw.me/>



<https://www.kidsa-z.com/main/Login/teacherUsername/>



<https://ca.ixl.com/signin/hayatuni>



www.education.com/games/play (optional)



<https://wow.boomlearning.com/> (optional)

Assessments






















View Resource section to identify the skills that will be on the assessments
All assessments will be on Thursday unless otherwise noted.

Thursday, April 25th- Math assessment

Upcoming:

Thursday, May 2nd- Sight word List 5B assessment-

Subject	Learning Objective	Resources
<p>Phonics</p>	<p>The students will view and practice sound cards. Assessments will be over any sounds learned. Please view below.</p> <p>Please click on the Sound Card Video and practice with your child daily for the length of the video (6 minutes)</p> <p>Review: Jolly Phonics Book 3 : ph as /f/ soft c and soft g, ai as /a_e/, ay & ee as e_e, ea</p> <p>Current: ie as i_e, y, igh oa, o_e, ow ue, u_e, ew as /oo/ ou, ow</p> <p>Upcoming: oi, oy</p>	<p>Sound Card Video</p> <p>Jolly Phonics Book 1</p> <p>Jolly Phonics book 2</p> <p>Jolly Phonics book 3 (current)</p> <p>April Jolly Phonics Pacing Calendar</p> <p>NEW!!!! Florida Educational Resources</p>
<p>Reading</p>	<p>Read Aloud Options Teacher's choice Focus on starting guided reading groups</p> <p>Continue Reading Strategy Animals Continue comprehension and retell practice</p>	<p>New! RazKids Decodable</p> <p>NEW!!!! Sight word Slides</p>

	<p>Vocabulary: "Good Readers", concepts of print, front cover, back cover, spine, words, spaces, sentences Sight words List 5B</p>	<p>Reading Strategies Animals</p> <p>Characters & Setting</p> <p>Problem & Solution</p> <p>Sight words List 5A &5B</p>										
<p>Writing</p>	<p>Students will explore narrative writing. Ongoing: 5 Star Writing REVIEW</p> <div data-bbox="479 884 1167 1213" style="border: 1px solid black; padding: 5px;"> <p style="text-align: center;">5 Star Writing</p> <table border="1" style="width: 100%; border-collapse: collapse;"> <tr> <td style="text-align: center; width: 15%;"></td> <td>Capital letter to start my sentence. → I see a dog.</td> </tr> <tr> <td style="text-align: center;"></td> <td>Punctuation to end my sentence. Where is the dog? ✓</td> </tr> <tr> <td style="text-align: center;"></td> <td>Use finger spaces. The dog is brown.</td> </tr> <tr> <td style="text-align: center;"></td> <td>Use neat handwriting & phonemic spelling. K k </td> </tr> <tr> <td style="text-align: center;"></td> <td>My sentence makes sense. </td> </tr> </table> </div>		Capital letter to start my sentence. → I see a dog.		Punctuation to end my sentence. Where is the dog? ✓		Use finger spaces. The dog is brown.		Use neat handwriting & phonemic spelling. K k 		My sentence makes sense. 	<p>Grammar Book</p> <p>Nouns Video</p> <p>Verbs Video</p> <p>Adjectives</p> <p>The Sentence Song</p>
	Capital letter to start my sentence. → I see a dog.											
	Punctuation to end my sentence. Where is the dog? ✓											
	Use finger spaces. The dog is brown.											
	Use neat handwriting & phonemic spelling. K k 											
	My sentence makes sense. 											
<p>Math</p>	<p>Review: Subtraction and addition within 10 and 20 using pictures, number lines, doubles facts, and word problems. Vocabulary words: Friends of 10, Number ID, Counting, ones, tens, patterns, counting on, counting backwards, "how many?", more, less, place value, tens, ones Number sense: Identifying, writing & counting numbers within 20, writing number names to 20. Learning place value. Groups of ten.</p> <p>Upcoming: 2D & 3D shapes and their attributes Vocabulary words: vertex, vertices, sides, roll,</p>	<ul style="list-style-type: none"> ● Counting to 100 ● Numbers in the teens ● Friends of 10 ● Counting Backwards from 20 ● Patterns Video ● Jump math Book 1.1 										

	slide, stack	
Socials/ Science	<p>The students will learn about taking care of the planet via the 3Rs, (Reduce, Reuse, Recycle) and participate in the Earth Week Challenge.</p> <p>Click to review Earth Week Challenge</p>	Hayat High 5 Theme: Be Kind